

## PRODUCT DATA SHEET



# GT Line Professional Trolley REVO21 WH PTS

EAN 8024482187242

Maximum Mobility and Protection for Your Tools



The REVO21 WH professional trolley is the ideal choice for technicians and professionals who need a **sturdy, secure, and easily transportable container**.

Made of **durable injection-moulded polypropylene**, this tool trolley is built to **withstand impacts, chemical agents, and temperature fluctuations**.

Featuring a fully redesigned structure, the REVO21 WH combines the features of a tool case with the convenience of a trolley, ensuring maximum efficiency even during frequent travel.

Robust, spacious, and functional — it's the **perfect** professional case for people who work on the move.

### Features

- 1. Ultra-resistant structure for demanding work environments.**  
High-thickness polypropylene, injection-molded, provides superior resistance to impacts, chemicals, and extreme temperatures, ensuring long-term durability.
- 2. Integrated mobility with tool trolley for maximum comfort.**  
Equipped with sturdy wheels and a telescopic handle, the REVO21 WH is ideal for professionals on the go: it can be transported effortlessly, even over long distances or uneven surfaces.
- 3. Guaranteed security with double key locks.**  
The two key-operated locks offer reliable protection against unauthorized access, making this tool case ideal for transporting delicate or valuable instruments.
- 4. Reinforced structure with aluminum profile.**  
The aluminum edge profile increases the overall strength of the case, enhancing protection for tools even under heavy impacts or pressure.
- 5. Enhanced airtight closure with triple rear hinges**  
The three hinges provide superior sealing, protecting contents from dust, water, and external elements during transport.

## PRODUCT DATA SHEET



### 6. Ergonomic handle with rubber grip for a secure hold.

The top handle, coated in non-slip rubber, ensures a firm and comfortable grip—even in tough conditions or when wearing work gloves.

### 7. Customizable interior for perfect organization.

The bottom compartment features adjustable and removable dividers, designed to adapt to various types of tools and ensure tailored organization.

### 8. Modern and functional design for everyday professional use.

The new REVO21 WH line combines aesthetics and practicality, delivering a professional tool case that also stands out with a sleek and technical look.

Internal dimensions*						External dimensions*	
	A	B	C	D	E	Length	474,4 mm 18,68 inc
	451,5 mm	321,5 mm	224 mm	85,5 mm	138 mm	Width	378 mm 14,88 inc
	17,78 inc	12,66 inc	8,81 inc	3,37 inc	5,43 inc	Height	242,7 mm 9,56 inc




\*Dimensional tolerance+/- 1.5%

Weight		Max load capacity			Colour	
	5,17 Kg 11,40 lbs					Black

Specifications	
Handles	1 Ergonomic handle with rubber coating 1 Telescopic handle
Hinges	3 Rear hinges for maximum resistance
Wheels	Wheels with ball bearings and side bumpers
Panels	1 tool panel with FLEXI POUCHES™ pockets on both sides 1 tool panel with FLEXI POUCHES™ pockets on one side
Document holder	1 document compartment
Locks	2 Side locks with key
Lid	Metal lid support stay
Boxes	2 Component boxes
Base	Adjustable divider base

## PRODUCT DATA SHEET



Accessories						
		A	B	C	Kg	
Boxes WL01	Small parts box with 6 compartments in PP	163	120	30	0,08	
Boxes WL02	Small parts box with 13 compartments in PP	163	120	30	0,08	
Boxes WL03	Empty small parts box in PP	163	120	30	0,08	
Boxes WL04	Small parts box with 10 compartments in PP	245	130	30	0,15	
Boxes WL05	Empty small parts box in PP	245	130	30	0,15	

Spare Parts		
Code	Description	Kit Composition
KIN.1417	Bottom dividers	Lower dividers for the bottom
KIN.1418	Telescopic handle	1 Telescopic handle 4 Washers 4 Screws 4 Rivets 1 Insert
KIN.1419	Wheels	2 Wheels 2 Pins 2 Rivets
KIN.1420	Feet	2 Support feet

## PRODUCT DATA SHEET



KIN.1423	Lock set	2 Locks 4 Keys 2 Rivets 2 Screws 2 Washers 2 Nuts
KIN.1421	PTS Lower Panel	Upper panel with FLEXI POUCHES™ storage pockets
KIN.1422	PTS bottom panel	Lower panel with FLEXI POUCHES™ storage pockets

PRODUCT DATA SHEET

