

# PRODUCT DATA SHEET



## Work Line by GT Tool Backpack

### Top 07 R

EAN 8024482188775

**Maximum Ergonomics and Organization on the Move**



The TOP 07 R is a compact and functional tool backpack, designed to provide comfort and organization in every work situation.

Equipped with spacious internal and external pockets, adjustable shoulder straps, a waist belt, and padded back support, this professional work backpack is ideal for technicians, installers, and maintenance workers on the move.

Dual zippered compartments with lockable sliders and internal tool holder panels ensure optimal security and organization, while rubber feet protect the base from wear and dirt.

The TOP 07 R combines the practicality of a professional tool bag with the compact design of a tool case, making it suitable for standalone use or integration into a larger tool case or work trolley backpack.

#### Features

**1. Compact structure with dual organized compartments**

Two main zippered compartments: one with accessory pockets, the other with a double-sided tool panel for quick and secure tool access.

**2. Internal and external pockets for tools, accessories, and documents**

The modular layout separates work tools, small parts, and technical documents efficiently.

**3. Padded handle, adjustable shoulder straps, and waist belt**

Maximum comfort even during long hauls—conforms to your back and distributes weight ergonomically.

**4. Padded back for a comfortable fit**

The rear padding ensures support and breathability, ideal for everyday mobile use.

**5. Reinforced bottom with rubber anti-slip feet**

Extra protection from wet, dusty, or uneven surfaces, enhancing durability.

**6. Smart design for mobile professionals**

With dimensions of 300 x 140 x 400 mm and a weight of 2.30 kg, this is the ideal tool backpack for solo use or in combination with GT Line tool cases or bags.


# PRODUCT DATA SHEET



## 7. Security and quick access in any situation

Zip closures with padlock provision ensure protection against unauthorized access, making the TOP 07 R ideal for shared or public environments.



External Dimensions	A	B	C
	300 mm	140 mm	400 mm
	11,81 inc	5,51 inc	15,75 inc

Weight	
	2,3 Kg 5,07 lbs

Load capacity

Colour	
	Black

Specifications	
Panels	Tool panel with pockets on two sides and lockable zipper. Removable and reversible inner panel.
Pockets	Internal and external pockets for tools, accessories, and documents. Central compartment with pockets and lockable zipper.
Front panel	Front and rear flip panels with 90° opening for easy access
Tray	Rigid deep bottom tray
Back panel	Back padding for maximum comfort.
Handle	Wide padded top handle. Loop for attachment to a trolley handle.
Strap	Adjustable shoulder straps and abdominal belt.
Feet	Four rubber feet on the bottom.

Accessories						
		A	B	C	Kg	
Boxes WL01	Transparent PP Drawer with 6 Compartments	163	120	30	0,08	
Boxes WL02	Transparent PP Drawer with 13 Compartments	163	120	30	0,08	
Boxes WL03	Transparent Empty PP Drawer	163	120	30	0,08	
Boxes WL04	Transparent PP Drawer with 10 Compartments	245	130	30	0,15	
Boxes WL05	Large Transparent Empty PP Drawer	245	130	30	0,15	