

PRODUCT DATA SHEET



GT Line Professional Trolley New Mega Wheels PTS

EAN 8024482009124

Reliability and Innovation for Professionals on the Move



The New Mega Wheels professional trolley is the ideal solution for professionals who require safe and organized transport for their tools.

Thanks to its rugged construction and advanced technologies, this tool trolley is designed to withstand extreme conditions while ensuring safe and easy access.

With integrated INTELLIRESPOND technology, you can manage and monitor your tools in a simple and intuitive way.

Features

1. Greater robustness and stability during transport:

Roto-molded polyethylene shells with integrated feet provide excellent protection against impacts and abrasions.

2. Security and ease during airport security checks:

TSA-approved locks with keys allow authorized personnel to inspect luggage easily, avoiding breakage or forced openings.

3. Increased durability over time:

Metal lid support struts keep the lid safely open during use.

4. Smooth and effortless transport, even over long distances:

The telescopic handle is designed for a comfortable grip, and the ball-bearing wheels ensure easy mobility.

5. Customizable internal layout for better tool organization:

The bottom compartment includes adjustable dividers to tailor the space to specific needs. Tool panels with FLEXI POUCHES™ allow flexible and efficient organization.

6. Comfortable transport that reduces fatigue:

Designed with a secure grip in mind, the ergonomic rubber-coated handle ensures comfort even for extended use.

7. Maximum durability and safety:

The robust multi-point riveted steel zipper ensures the case stays securely closed.

8. Space-saving during transport and storage:

The trolley is stackable, optimizing space management.



9. Quick access to important documents:

The document holder pocket keeps tickets, contracts, and paperwork within easy reach.

10. Efficient organization of small tools and accessories:


Two parts drawers allow for neatly organizing even the smallest accessories.

11. Includes 1 double-sided tool panel with FLEXI POUCHES™ and 1 single-sided tool panel with FLEXI POUCHES™.

Internal measurements*					
	A	B	C	D	E
	473 mm	369 mm	170 mm	68 mm	102 mm
	18.62 in	14.53 in	6.69 in	2.68 in	4.02 in

+/-1,5% from nominal measurements

External measurements*	
Length	564 mm 22.20 in
Depth	455 mm 17.91 in
Height	249 mm 9.80 in

Weight	
	8,13 Kg 17.92 lbs












Specifications	
Tipologia	SI
Wheels	SI - Ruote presenti
Handles	1 Ergonomic rubber-coated handle 1 Telescopic handle
Linkages	2 metal lid support arms
Panels	1 tool panel with double-sided FLEXI POUCHES™ pockets 1 tool panel with FLEXI POUCHES™ pockets on one side
Document holder	1 document pocket
Locks	2 TSA approved locks with key
Tag	1 name tag
Base	Base with removable and adjustable dividers
Hinges	Steel hinge riveted in several points
	2 Component boxes
Stackable	Yes
Dimensional tolerance	+/-1,5% from nominal measurements
Solutions	With wheels










Series	New Mega
--------	----------

Accessories			
WL05	Small Parts Box WL05	Empty small parts box in PP External dimensions: 245x130x30 mm Weight: 0.15 kg	
WL04	Small Parts Box WL04	Small parts box with 10 compartments in PP External dimensions: 245x130x30 mm Weight: 0.15 kg	
WL03	Small Parts Box WL03	Empty small parts box in PP External dimensions: 163x120x30 mm Weight: 0.08 kg	
WL02	Small Parts Box WL02	Small parts box with 13 compartments in PP External dimensions: 163x120x30 mm Weight: 0.08 kg	
WL01	Small Parts Box WL01	Small parts box with 6 compartments in PP External dimensions: 163x120x30 mm Weight: 0.08 kg	




Ricambi			
KIN.0407	PTS bottom panel	Lower PTS panel with FLEXI POUCHEST™ pockets on one side	
KIN.0648	PTS top panel	Upper PTS panel with FLEXI POUCHEST™ pockets on both sides	
KIN.0990	Document holder	Document pocket 2 tabs 4 washers 4 rivets	
KIN.0512	Swivel kit	2 Casters 4 Washers 8 Rivets 4 Screws	
KIN.0243	Telescopic handle (old model)	1 Telescopic handle 2 Washers 4 Screws 2 Rivets 2 Inserts	
KIN.0233	Telescopic handle (new model)	1 Telescopic handle 2 Washers 2 Rivets 4 Screws	
KIN.0148	Wheel kit	2 wheels 1 threaded wheel axle 2 spacers 2 nuts	



KIN.0248	Feet kit	4 Feet 8 Washers 4 Spacers for feet 12 Screws 4 Inserts	
KIN.0346	Divider kit	4 Dividers for the case bottom	
KIN.0056	Walker tongue	1 Hinge 4 Rivets 1 Washer	
KIN.0314	Lid support arm	1 Lid support arm 4 Rivets	
KIN.0335	Hinge	1 Hinge 10 Rivets	
KIN.0365	Old version lock	2 Locks 4 Keys 2 Hooks 4 Screws 4 Rivets	
KIN.0900	TSA locks	2 TSA locks 2 Keys 2 Fastening elements 8 Screws 6 Rivets 4 Washers	



KIN.0782	Handle kit	1 Front/side handle 5 Screws 4 Washers 1 Nut 1 Spacer	
----------	------------	---	---