

PRODUCT DATA SHEET



GT Line Professional Trolley BOXER WH PEL

EAN 8024482175652

Lightness and Durability for Mobile Professionals



The Boxer WH case strikes the perfect balance between lightness and strength, making it ideal for professionals seeking a reliable and practical container. Despite its compact size, it offers generous internal capacity. Made of injection-molded polypropylene, it provides excellent value for money without compromising on storage space. The aluminium frame adds extra solidity, making this tool case an ideal choice for those who need a professional solution that combines practicality, safety, and functional design. Boxer WH is an essential ally for professionals on the move.

Features

1. Easy to carry without compromising on toughness.

The new rubber-grip handle provides a secure and comfortable hold, even for long hauls.

2. Secure protection for your tools.

New side locks with keys offer strong defense against unauthorized access.

3. Efficient organization for optimal management.

The document pocket and two small parts drawers help keep items neat and accessible.

4. Practical lid support for convenient use.

The lid support bar keeps the cover open during use, making operations smoother and faster.

5. Maximum versatility for every tool.

Two elastic tool panels let you store and retrieve essential tools quickly while maintaining order inside the case.

6. Thermoformed bottom for optimal protection.

Designed to support and protect items of varying sizes and shapes, ensuring safe storage and transport.




Internal measurements*					
	A	B	C	D	E
	429 mm 16.89 in	341 mm 13.43 in	190 mm 7.48 in	75,5 mm 2.97 in	114,5 mm 4.51 in

+/-1,5% from nominal measurements

External measurements*	
Length	451 mm 17.76 in
Depth	398,8 mm 15.70 in
Height	200 mm 7.87 in

Weight	
	5,15 Kg 11.35 lbs

Load capacity	
	20 Kg 44.09 lbs










Color	
	Black






Specifications	
Handles	1 Ergonomic handle with rubber coating 1 Telescopic handle
Linkages	Metal lid support stay
Panels	1 tool panel with elastic straps on two sides 1 tool panel with elastic straps on one side
Document holder	1 document compartment
Locks	Side locks with key
	2 Component boxes
Base	Base with movable dividers
Wheels	Wheels with ball bearings and side bumpers
Colour	Black
Dimensional tolerance	+/-1,5% from nominal measurements
Solutions	With wheels
Series	Boxer
Material	UT



Accessories			
WL01	Small Parts Box WL01	Small parts box with 6 compartments in PP External dimensions: 163x120x30 mm Weight: 0.08 kg	
WL02	Small Parts Box WL02	Small parts box with 13 compartments in PP External dimensions: 163x120x30 mm Weight: 0.08 kg	
WL03	Small Parts Box WL03	Empty small parts box in PP External dimensions: 163x120x30 mm Weight: 0.08 kg	
WL04	Small Parts Box WL04	Small parts box with 10 compartments in PP External dimensions: 245x130x30 mm Weight: 0.15 kg	
WL05	Small Parts Box WL05	Empty small parts box in PP External dimensions: 245x130x30 mm Weight: 0.15 kg	

Ricambi			
KIN.0316	Lid support arm	1 Lid support arm 5 Rivets 2 Washers 3 Spacers	
KIN.0861	Suitcase bottom separators	3 Bottom separators: 1 long 2 short	
KIN.0253	Handle (old model)	1 Handle for old model 12 Screws 8 Washers	
KIN.1231	Handle	Handle with rubber grip 4 Screws 8 Washers	
KIN.0780	Telescopic handle kit	1 Telescopic handle 1 Cover 9 Screws 2 Nuts	
KIN.0357	Lock kit (old model)	2 Locks for old model 2 mounting elements	
KIN.0366	Central locking (old version)	1 Lock (previous version) 2 Keys 1 Hook	



KIN.1230	Replacement lock kit with key	2 Locks 4 Keys 4 Screws 2 Nuts	
KIN.0981	Upper panel PEL (old version)	Upper panel with elastic bands, PEL, old model. Click&Go fastening system.	
KIN.1292	PEL top panel	Upper PEL tool holder panel, with elastic bands on both sides	
KIN.1293	PEL bottom panel	Lower PEL panel with elastic bands Click&Go fastening system	
KIN.0982	Lower panel PEL (old model)	Lower PEL panel with elastic bands. Old model. Click&Go fastening system.	
KIN.0514	Wheel kit	2 Wheels 2 Pins 2 Nuts	