

PRODUCT DATA SHEET



GT Line Professional Trolley New Mega Wheels PEL

EAN 8024482009117

Reliability and Innovation for Professionals on the Move



The New Mega Wheels professional trolley is the ideal solution for professionals who require safe and organized transport for their tools.

Thanks to its rugged construction and advanced technologies, this tool trolley is designed to withstand extreme conditions while ensuring safe and easy access.

With integrated INTELLIRESPOND technology, you can manage and monitor your tools in a simple and intuitive way.

Features

1. Increased robustness and stability during transport:

Thanks to roto-molded polyethylene shells with integrated feet, this case offers excellent protection against impacts and abrasions.

2. Security and convenience during airport checks:

TSA-approved locks with key allow for authorized inspections without the risk of damage.

3. Enhanced durability and long-lasting performance:

Metal lid support struts ensure the cover remains safely open during use.

4. Smooth and effortless transport, even over long distances:

The telescopic handle is ergonomically designed for a comfortable grip, while the ball-bearing wheels ensure easy mobility.

5. Customizable internal space for optimal tool organization:

The bottom compartment features adjustable dividers to tailor the space to specific tool needs.

6. Comfortable carrying that reduces fatigue:

The ergonomic rubber-coated handle ensures a secure and comfortable grip for prolonged transport.

7. Maximum resistance and safety:

The robust multi-point riveted steel hinge keeps the case securely closed and protected.

8. Space-saving solution for transport and storage:

The stackable design of the trolley makes space management easier and more efficient.

9. Quick access to important documents:

The integrated document pocket is ideal for keeping tickets, contracts, and paperwork within easy reach.

10. Efficient organization of small tools and accessories:



Two small parts drawers allow for neat and accessible storage of even the smallest items.


11. Tool organization with double and single-sided panels:

Includes one tool panel with elastic bands on both sides and one panel with elastic bands on a single side.

Internal measurements*					
	A	B	C	D	E
	473 mm 18.62 in	369 mm 14.53 in	170 mm 6.69 in	68 mm 2.68 in	102 mm 4.02 in

+/-1,5% from nominal measurements

External measurements*	
Length	564 mm 22.20 in
Depth	455 mm 17.91 in
Height	249 mm 9.80 in

Weight	
	7,73 Kg 17.04 lbs













Specifications	
Dimensional tolerance	+/-1,5% from nominal measurements
Solutions	With wheels
Series	New Mega
Handles	1 Ergonomic rubber-coated handle 1 telescopic handle
Linkages	2 metal lid support arms
Panels	1 tool panel with elastic bands on two sides 1 tool panel with elastic bands on one side
Document holder	1 document pocket
Locks	2 TSA approved locks with key
Tag	1 name tag
Base	Base with removable and adjustable dividers
Hinges	Steel hinge riveted in several points
Drawers	2 small parts drawers
Stackable	Yes
Wheels	SI - Ruote presenti










Tipologia	SI
-----------	----


Accessories			
WL05	Small Parts Box WL05	Empty small parts box in PP External dimensions: 245x130x30 mm Weight: 0.15 kg	
WL04	Small Parts Box WL04	Small parts box with 10 compartments in PP External dimensions: 245x130x30 mm Weight: 0.15 kg	
WL03	Small Parts Box WL03	Empty small parts box in PP External dimensions: 163x120x30 mm Weight: 0.08 kg	
WL02	Small Parts Box WL02	Small parts box with 13 compartments in PP External dimensions: 163x120x30 mm Weight: 0.08 kg	

Ricambi			
KIN.0408	PEL bottom panel	Lower PEL panel with elastic bands on one side	
KIN.0409	PEL top panel	Upper PEL panel with elastic bands on both sides	
KIN.0990	Document holder	Document pocket 2 tabs 4 washers 4 rivets	
KIN.0512	Swivel kit	2 Casters 4 Washers 8 Rivets 4 Screws	
KIN.0243	Telescopic handle (old model)	1 Telescopic handle 2 Washers 4 Screws 2 Rivets 2 Inserts	
KIN.0233	Telescopic handle (new model)	1 Telescopic handle 2 Washers 2 Rivets 4 Screws	
KIN.0148	Wheel kit	2 wheels 1 threaded wheel axle 2 spacers 2 nuts	



KIN.0248	Feet kit	4 Feet 8 Washers 4 Spacers for feet 12 Screws 4 Inserts	
KIN.0346	Divider kit	4 Dividers for the case bottom	
KIN.0056	Walker tongue	1 Hinge 4 Rivets 1 Washer	
KIN.0314	Lid support arm	1 Lid support arm 4 Rivets	
KIN.0335	Hinge	1 Hinge 10 Rivets	
KIN.0365	Old version lock	2 Locks 4 Keys 2 Hooks 4 Screws 4 Rivets	
KIN.0900	TSA locks	2 TSA locks 2 Keys 2 Fastening elements 8 Screws 6 Rivets 4 Washers	



KIN.0782	Handle kit	1 Front/side handle 5 Screws 4 Washers 1 Nut 1 Spacer	
----------	------------	---	---