

PRODUCT DATA SHEET



GT Line Professional Case Flash 2 PEL

EAN 8024482182599

Essential Functionality and Durability



The Flash 2 professional case is the ideal container for those seeking the perfect balance between quality, functionality, and price. Built with injection-molded ABS walls and reinforced with aluminium profiles, this tool case is designed to last over time—even in the most demanding work environments. Its internal layout is designed to meet the needs of technicians, maintenance workers, and installers, offering a compact, durable, and easily transportable solution. The Flash 2 tool case is a practical, versatile, and reliable choice for any professional on the move.

Features

1. Rugged and impact-resistant structure.

The injection-molded ABS body ensures solid protection against mechanical stress, keeping contents safe even in tough conditions.

2. Aluminum reinforcements for long-term durability.

Corner profiles in aluminum increase structural resistance, shielding against wear and accidental knocks.

3. Efficient and customizable interior organization.

Two internal elastic tool panels and a document pouch with tool pockets keep everything in place, boosting efficiency and accuracy during operations.

4. Customizable bottom compartment with removable dividers.

The lower tray allows you to tailor internal layout for maximum versatility.

5. Maximum security with dual key locks.

Two key-operated locks secure tools against unauthorized access—ideal for transporting valuable equipment.

6. Reinforced hinges for secure closure.

Rear hinges provide strong retention, preventing accidental openings during transit.

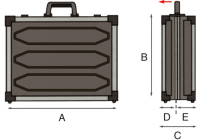
7. Ergonomic handle with anti-slip rubber grip.

The comfortable rubber-coated grip allows easy handling during prolonged or heavy-duty transport.

8. Easy-to-clean interior for quick maintenance.


The internal surface is designed for effortless cleaning, ensuring hygiene and organization at all times.



Internal measurements*					
	A	B	C	D	E
	452,6 mm 17.82 in	317,6 mm 12.50 in	158 mm 6.22 in	62 mm 2.44 in	96 mm 3.78 in


+/-1,5% from nominal measurements

External measurements*	
Length	465,9 mm 18.34 in
Depth	373,5 mm 14.70 in
Height	170 mm 6.69 in

Weight	
	4,11 Kg 9.06 lbs

Load capacity	
20 Kg 44.09 lbs	



Color	
	Black






Specifications	
Colour	Black
Handles	Handle with rubber grip
Panels	1 tool panel with elastic straps on two sides 1 tool panel with elastic straps on one side
Document holder	1 document pocket
Locks	2 Locks with key
Base	Bottom with removable dividers
Hinges	2 hinges with lid stay
Material	ABS
Profile	Aluminum profile
Dimensional tolerance	+/-1,5% from nominal measurements
Solutions	Without wheels
Series	Flash



Accessories			
WL01	Small Parts Box WL01	Small parts box with 6 compartments in PP External dimensions: 163x120x30 mm Weight: 0.08 kg	
WL02	Small Parts Box WL02	Small parts box with 13 compartments in PP External dimensions: 163x120x30 mm Weight: 0.08 kg	
WL03	Small Parts Box WL03	Empty small parts box in PP External dimensions: 163x120x30 mm Weight: 0.08 kg	
WL04	Small Parts Box WL04	Small parts box with 10 compartments in PP External dimensions: 245x130x30 mm Weight: 0.15 kg	
WL05	Small Parts Box WL05	Empty small parts box in PP External dimensions: 245x130x30 mm Weight: 0.15 kg	



Ricambi			
KIN.1227	Hinge	1 Hinge 6 Screws	
KIN.1228	Bottom case dividers	2 Bottom dividers for the case	
KIN.1233	PEL Panel	Upper panel with elastic bands, PEL	
KIN.1234	PEL Lower Panel	Lower PEL panel with elastic bands on one side	