

PRODUCT DATA SHEET



GT Line Professional Case REVO21 PTS

EAN 8024482187235

Smart protection for computers and devices



The REVO21 professional case is the ideal container for those seeking strength, safety, and flexibility in any work situation.

Made of high-strength polypropylene through injection moulding, it is designed to withstand extreme conditions while effectively protecting tools and equipment.

Thanks to the completely redesigned REVO21 line, it combines innovation and practicality, making it an essential tool case for every technician, maintenance worker, or mobile professional.

Also available in a wheeled version, it is perfect as a tool case for convenient and organized transport.

Features

1. Advanced protection for tools and equipment, even in harsh environments.

Injection-molded polypropylene provides superior resistance to impacts, chemicals, and temperature fluctuations, making this tool case ideal for intensive outdoor use or industrial settings.

2. Maximum security with double key locks.

The two key locks effectively protect the contents from unauthorized access, ensuring secure storage of valuable tools.

3. Reinforced structure with aluminum profile.

The sturdy aluminum edging enhances the structural strength of the case, offering increased durability over time and extra protection against impacts and deformation.

4. Ergonomic handle with non-slip grip for comfortable transport.

The rubber-coated handle ensures a secure and comfortable grip, even with wet or gloved hands, making transport easy under any conditions.

5. Enhanced airtight closure with triple rear hinge.

The three rear hinges ensure an optimal seal, protecting contents from dust and moisture and extending the service life of your tools.

6. Modular bottom layout with adjustable dividers.



The lower compartment features removable and customizable dividers, designed to offer a flexible and organized tool arrangement to suit different professional needs.

7. Also available in trolley version for effortless mobility.

The wheeled version makes the REVO21 WH the perfect tool case for easy transport, ideal for professionals frequently on the move or covering long distances.

8. Modern and professional design, ideal for any technical sector.

The updated look of the REVO21 range meets both the aesthetic and functional needs of modern professionals, standing out as a high-level professional tool case.

Internal measurements*					
	A	B	C	D	E
	451,5 mm 17.78 in	321,5 mm 12.66 in	198,5 mm 7.81 in	85,5 mm 3.37 in	113 mm 4.45 in

+/-1,5% from nominal measurements

External measurements*	
Length	465,7 mm 18.33 in
Depth	378 mm 14.88 in
Height	212,7 mm 8.37 in

Weight	
	4,29 Kg 9.45 lbs

Load capacity	
	20 Kg 44.09 lbs






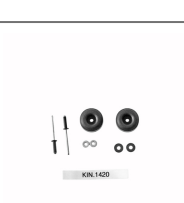



Color	
	Black




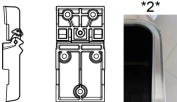

Specifications	
Wheels	Senza Ruote
Colour	Black
Handles	1 Ergonomic handle with rubber coating
Panels	1 tool panel with FLEXI POUCHES™ pockets on both sides 1 tool panel with FLEXI POUCHES™ pockets on one side
Document holder	1 document compartment
Locks	2 Side locks with key
Base	Base with removable and adjustable dividers
Hinges	3 Rear hinges with lid holder
Material	POLIPROPILENE
Dimensional tolerance	+/-1,5% from nominal measurements
Solutions	Without wheels
Series	Revo21



Accessories			
WL01	Small Parts Box WL01	Small parts box with 6 compartments in PP External dimensions: 163x120x30 mm Weight: 0.08 kg	
WL02	Small Parts Box WL02	Small parts box with 13 compartments in PP External dimensions: 163x120x30 mm Weight: 0.08 kg	
WL03	Small Parts Box WL03	Empty small parts box in PP External dimensions: 163x120x30 mm Weight: 0.08 kg	
WL04	Small Parts Box WL04	Small parts box with 10 compartments in PP External dimensions: 245x130x30 mm Weight: 0.15 kg	
WL05	Small Parts Box WL05	Empty small parts box in PP External dimensions: 245x130x30 mm Weight: 0.15 kg	

Ricambi			
KIN.1422	Lock Set	Lower panel with FLEXI POUCHES™ storage pockets	
KIN.1421	PTS Lower Panel	Upper panel with FLEXI POUCHES™ storage pockets	
KIN.1423	Set Serratura	2 Locks 4 Keys 2 Rivets 2 Screws 2 Washers 2 Nuts	
KIN.1420	PTS Upper Panel	2 Support feet	
KIN.1419	Feet	2 Wheels 2 Pins 2 Rivets	
KIN.1418	Wheels	1 Telescopic handle 4 Washers 4 Screws 4 Rivets 1 Insert	
KIN.1417	Telescopic Handle	Lower dividers for the bottom	



KIN.1407	Lower Panel PEL	Lower dividers for the bottom	
KIN.1516			 <p> Componenti P10.0141 PERNINO CERNI Ø3x44,5mm AISI316 ZIGUR 014.0166 CERNIERA ESTERNA COPRIRIVOSTI X Ø31 Ø246 014.0167 CERNIERA ESTERNA FONDO REVOSTI X Ø31 Ø249 </p> <p> Cerniera sviluppata per introduzione profilo 001.0249 </p>  <p> Ricambi: KIN.1516 KIT 3 CERNIERE REVOSTI X PROFILO 001.0249 </p>