

PRODUCT DATA SHEET



GT Line Professional Trolley BOXER WH PTS

EAN 8024482175669

Comfortable and easy to carry



The Boxer WH case strikes the perfect balance between lightness and strength, making it ideal for professionals seeking a reliable and practical container. Despite its compact size, it offers generous internal capacity. Made of injection-molded polypropylene, it provides excellent value for money without compromising on storage space. The aluminium frame adds extra solidity, making this tool case an ideal choice for those who need a professional solution that combines practicality, safety, and functional design. Boxer WH is an essential ally for professionals on the move.

Features

1. Easy to carry without compromising on toughness.

The new rubber-grip handle provides a secure and comfortable hold, even for long hauls.

2. Secure protection for your tools.

New side locks with keys offer strong defense against unauthorized access.

3. Efficient organization for optimal management.

The document pocket and two small parts drawers help keep items neat and accessible.

4. Practical lid support for convenient use.

The lid support bar keeps the cover open during use, making operations smoother and faster.

5. Maximum versatility for every tool.

Two elastic tool panels let you store and retrieve essential tools quickly while maintaining order inside the case.

6. Thermoformed bottom for optimal protection.

Designed to support and protect items of varying sizes and shapes, ensuring safe storage and transport.



Internal measurements*					
	A	B	C	D	E
	429 mm 16.89 in	341 mm 13.43 in	190 mm 7.48 in	75,5 mm 2.97 in	114,5 mm 4.51 in

+/-1,5% from nominal measurements

External measurements*	
Length	451 mm 17.76 in
Depth	398,8 mm 15.70 in
Height	200 mm 7.87 in

Weight	
	5,17 Kg 11.4 lbs

Load capacity	
	20 Kg 44.09 lbs









Color	
	Black






Specifications	
Wheels	Ruote con cuscinetti a sfera e paracolpi laterali
Colour	Black
Handles	1 Ergonomic handle with rubber coating 1 Telescopic handle
Linkages	Metal lid support stay
Panels	1 tool panel with FLEXI POUCHES™ pockets on both sides 1 tool panel with FLEXI POUCHES™ pockets on one side
Document holder	1 document compartment
Locks	Locks with key
Base	Base with movable dividers
	2 Component boxes
Material	POLIPROPILENE
Dimensional tolerance	+/-1,5% from nominal measurements
Solutions	With wheels
Series	Boxer



Accessories			
WL01	Small Parts Box WL01	Small parts box with 6 compartments in PP External dimensions: 163x120x30 mm Weight: 0.08 kg	
WL02	Small Parts Box WL02	Small parts box with 13 compartments in PP External dimensions: 163x120x30 mm Weight: 0.08 kg	
WL03	Small Parts Box WL03	Empty small parts box in PP External dimensions: 163x120x30 mm Weight: 0.08 kg	
WL04	Small Parts Box WL04	Small parts box with 10 compartments in PP External dimensions: 245x130x30 mm Weight: 0.15 kg	
WL05	Small Parts Box WL05	Empty small parts box in PP External dimensions: 245x130x30 mm Weight: 0.15 kg	

Ricambi			
KIN.0253	Handle (old model)	1 Handle for old model 12 Screws 8 Washers	
KIN.0357	Lock kit (old model)	2 Locks for old model 2 mounting elements	
KIN.0366	Central locking (old version)	1 Lock (previous version) 2 Keys 1 Hook	
KIN.0316	Lid support arm	1 Lid support arm 5 Rivets 2 Washers 3 Spacers	
KIN.1230	Replacement lock kit with key	2 Locks 4 Keys 4 Screws 2 Nuts	
KIN.1231	Handle	Handle with rubber grip 4 Screws 8 Washers	
KIN.0780	Telescopic handle kit	1 Telescopic handle 1 Cover 9 Screws 2 Nuts	



KIN.0514	Wheel kit	2 Wheels 2 Pins 2 Nuts	
KIN.0861	Suitcase bottom separators	3 Bottom separators: 1 long 2 short	
KIN.0984	PTS top panel	Upper PTS tool holder panel with pockets on both sides. Click&Go fastening system.	
KIN.0983	PTS bottom panel	Lower PTS panel with pockets. Click&Go fastening system.	