

# PRODUCT DATA SHEET



## GT Line Professional Trolley GT 48-25 PEL

EAN 8024482191621

### High-strength professional trolley



**The latest-generation professional trolley GT 48-25** is the choice of professionals working in demanding environments who require efficient internal organisation.

This tool trolley is water-resistant, providing complete protection against water, dust, humidity, and corrosive agents.

#### Features

1. Protection from water, dust, and external agents.

The professional case is made of polypropylene, offering protection against splashes of water, humidity, and sand, even in extreme conditions.

2. Structural resistance for extreme environments.

Designed to withstand temperatures from  $-33^{\circ}\text{C}$  to  $+90^{\circ}\text{C}$ , impacts, crushing and corrosive substances, this tool case is perfect for critical missions and intensive use.

3. Versatile and intelligent internal organization.

The two tool panels with elastic bands offer an orderly and accessible arrangement for tools of various sizes, while the modular dividers in the bottom allow for a customized configuration.

4. Maximum stability and comfort in transport.

Equipped with an ergonomic rubber-coated handle, telescopic handle and integrated wheels, it allows easy movement even with the contents fully loaded.

5. Advanced safety and professional details.

Steel reinforcements at the fixing points for padlocks, anti-corrosion hinges and gas-pressurized lid support arms ensure durability, safety and ease of use.

6. Integrated document management.

The document pocket and the identification name plate complete the equipment, making this tool case perfect for the management of sensitive materials or technical certifications.

7. Stackable design for efficient logistics.



The external design is optimized for stacking, ideal for multiple transports and organized storage in warehouses or work vehicles.

Internal measurements*					
	A	B	C	D	E
	480 mm 18.90 in	370 mm 14.57 in	255 mm 10.04 in	50 mm 1.97 in	205 mm 8.07 in

+/-1,5% from nominal measurements

External measurements*	
Length	520 mm 20.47 in
Depth	440 mm 17.32 in
Height	277 mm 10.91 in

Weight	
	8,99 Kg 19.82 lbs

Load capacity	
	35 Kg 77.16 lbs



Color	
	Black




Specifications	
Wheels	SI - Ruote presenti
Colour	Black
Handles	Ergonomic handle with rubber grip 1 Telescopic handle
Linkages	Gas-powered lid support arms
Panels	2 tool holder panels with elastic bands
Document holder	1 document pocket
Base	Base with high-stability modular dividers
Hinges	Corrosion proof metal hinges with lid stay features
Stackable	Yes
Material	POLIPROPILENE
Dimensional tolerance	+/-1,5% from nominal measurements
Solutions	With wheels
Series	GT 48-25










<b>Accessories</b>			
WL05	Small Parts Box WL05	Empty small parts box in PP External dimensions: 245x130x30 mm Weight: 0.15 kg	
WL04	Small Parts Box WL04	Small parts box with 10 compartments in PP External dimensions: 245x130x30 mm Weight: 0.15 kg	
WL03	Small Parts Box WL03	Empty small parts box in PP External dimensions: 163x120x30 mm Weight: 0.08 kg	
WL02	Small Parts Box WL02	Small parts box with 13 compartments in PP External dimensions: 163x120x30 mm Weight: 0.08 kg	
WL01	Small Parts Box WL01	Small parts box with 6 compartments in PP External dimensions: 163x120x30 mm Weight: 0.08 kg	
EXPL TSA.DIGILOCK	EXPL TSA.DIGILOCK - TSA approved padlock	TSA-approved padlock with 4-digit combination	
EXPL.COMBILOCK	EXPL COMBILOCK - Combination padlock	Patented padlock with 3-digit combination	






EXPL.PADLOCK	EXPL PADLOCK - Lock with keys	Patented padlock with keys	
--------------	-------------------------------	----------------------------	---



Ricambi			
KIN.1283	Black/Grey lock	Single replacement latch (grey/black) with mounting pin	 KIN.1283
KIN.0496	Name plate	Removable name tag plate	
KIN.1382	Handle	Ergonomic rubber-coated handle 4 Mounting pins	 KIN.1382
KIN.1506	Strip for twist lock	Rubber strip with mounting parts	 KIN.1506
KIN.1505	A pair of lid supports	Set of 2 replacement brackets for gas springs	 KIN.1505
KIN.1504	Lid panel	Replacement lid panel with 4 mounting screws	 KIN.1504
KIN.1503	Replacement telescopic handle	1 replacement handle with 9 mounting screws	 KIN.1503



KIN.1502	Set of lower dividers	Set of 3 lower dividers	
KIN.1497	Upper tool panel PEL version	Upper tool panel with elastic straps	
KIN.1496	Lower tool panel PEL	Lower tool panel with elastic straps	
KIN.1495	Spare wheel set	2 replacement wheels with axle	