


PRODUCT DATA SHEET



GT Line Professional Trolley GT 48-25 PSS

EAN 8024482191638

High-strength professional trolley



The latest-generation professional trolley GT 48-25 is the choice of professionals working in demanding environments who require efficient internal organisation.

This tool trolley is water-resistant, providing complete protection against water, dust, humidity, and corrosive agents.

Features

1. Protection for extreme environments.

The professional case is designed to ensure protection against splashes of water, sand, dust and humidity, making it ideal for any climatic condition and critical application.

2. Ultra-resistant structure against impacts and corrosive agents.

High-density polypropylene and anti-corrosion hinges make this professional container resistant to crushing, impacts, and aggressive chemical substances.

3. Intelligent organization with PSS™ system.

Internal panels with the PSS™ system offer modular and durable pockets and compartments, ideal for practical and secure arrangement of tools and technical accessories of various shapes and sizes.

4. Customizable interior with guaranteed stability.

The base is equipped with high-stability modular dividers that allow configuring the space based on the type of tools transported, improving safety and accessibility.

5. Maximum maneuverability during transport.

The tool case features a telescopic handle, sturdy wheels, and an ergonomically rubber-coated handle for easy transport even during frequent moves or on difficult surfaces.

6. Advanced security and work-focused details.

Steel reinforcements at padlock points, corrosion-resistant hinge pins, and gas struts ensure robustness and smooth, secure opening.

7. Integrated accessories for complete management.



The internal document pocket and external nameplate allow organized management of documentation, manuals, and quick content identification.

8. Stackable design for simplified logistics.

Designed to be easily stackable, this tool case optimizes space and organization during storage and transport on company vehicles.

Internal measurements*					
	A	B	C	D	E
	480 mm 18.90 in	370 mm 14.57 in	255 mm 10.04 in	50 mm 1.97 in	205 mm 8.07 in

+/-1,5% from nominal measurements

External measurements*	
Length	520 mm 20.47 in
Depth	440 mm 17.32 in
Height	277 mm 10.91 in

Weight	
	9,39 Kg 20.7 lbs

Load capacity	
	35 Kg 77.16 lbs



Color	
	Black




Specifications	
Wheels	SI - Ruote presenti
Colour	Black
Handles	Ergonomic handle with rubber grip 1 Telescopic handle
Linkages	Gas pressurised lid supports
Panels	2 tool panels with PSS™ system
Document holder	1 document pocket
Tag	1 Name plate
Base	Base with high-stability modular dividers
Hinges	Corrosion proof metal hinges with lid stay features
Stackable	Yes
Material	POLIPROPILENE
Dimensional tolerance	+/-1,5% from nominal measurements
Solutions	With wheels
Series	GT 48-25










Accessories

WL05	Small Parts Box WL05	Empty small parts box in PP External dimensions: 245x130x30 mm Weight: 0.15 kg	
WL04	Small Parts Box WL04	Small parts box with 10 compartments in PP External dimensions: 245x130x30 mm Weight: 0.15 kg	
WL03	Small Parts Box WL03	Empty small parts box in PP External dimensions: 163x120x30 mm Weight: 0.08 kg	
WL02	Small Parts Box WL02	Small parts box with 13 compartments in PP External dimensions: 163x120x30 mm Weight: 0.08 kg	
WL01	Small Parts Box WL01	Small parts box with 6 compartments in PP External dimensions: 163x120x30 mm Weight: 0.08 kg	
EXPL TSA.DIGILOCK	EXPL TSA.DIGILOCK - TSA approved padlock	TSA-approved padlock with 4-digit combination	
EXPL.COMBILOCK	EXPL COMBILOCK - Combination padlock	Patented padlock with 3-digit combination	







EXPL.PADLOCK	EXPL PADLOCK - Lock with keys	Patented padlock with keys	
--------------	-------------------------------	----------------------------	---



Ricambi			
KIN.1283	Black/Grey lock	Single replacement latch (grey/black) with mounting pin	
KIN.0496	Name plate	Removable name tag plate	
KIN.1382	Handle	Ergonomic rubber-coated handle 4 Mounting pins	
KIN.1506	Strip for twist lock	Rubber strip with mounting parts	
KIN.1505	A pair of lid supports	Set of 2 replacement brackets for gas springs	
KIN.1504	Lid panel	Replacement lid panel with 4 mounting screws	
KIN.1503	Replacement telescopic handle	1 replacement handle with 9 mounting screws	



KIN.1502	Set of lower dividers	Set of 3 lower dividers	
KIN.1501	Upper tool panel PSS version	Upper tool panel with FLEXI POUCHES™ pockets	 <div> <div>FRONT FRONT</div> <div>RETRO BACK</div> </div>
KIN.1500	Lower tool panel PSS version	Lower tool panel with PSS™ system	 <div> <div>FRONT FRONT</div> <div>RETRO BACK</div> </div>
KIN.1495	Spare wheel set	2 replacement wheels with axle	 <div>KIN.1495</div>