

# PRODUCT DATA SHEET



## GT Line Professional Case REVO21 PEL

EAN 8024482187228

### Comfortable and light to carry



The REVO21 PEL professional case is the perfect solution for those seeking durability, security, and flexibility in any work environment.

Made of high-strength polypropylene through injection moulding, it is designed to withstand extreme conditions while effectively protecting tools and equipment.

Thanks to the completely redesigned REVO21 line, it combines innovation and practicality, making it an essential tool case for technicians, maintenance workers, and on-the-go professionals.

Also available in a wheeled version, it is ideal as a tool transport case for convenient and well-organised mobility.

### Features

1. Advanced protection for tools and equipment, even in harsh environments.

Injection-molded polypropylene provides superior resistance to impacts, chemicals, and temperature fluctuations, making this tool case ideal for intensive outdoor use or industrial settings.

2. Maximum security with double key locks.

The two key locks effectively protect the contents from unauthorized access, ensuring secure storage of valuable tools.

3. Reinforced structure with aluminum profile.

The sturdy aluminum edging enhances the structural strength of the case, offering increased durability over time and extra protection against impacts and deformation.

4. Ergonomic handle with non-slip grip for comfortable transport.

The rubber-coated handle ensures a secure and comfortable grip, even with wet or gloved hands, making transport easy under any conditions.

5. Enhanced airtight closure with triple rear hinge.

The three rear hinges ensure an optimal seal, protecting contents from dust and moisture and extending the service life of your tools.

6. Modular bottom layout with adjustable dividers.



The lower compartment features removable and customizable dividers, designed to offer a flexible and organized tool arrangement to suit different professional needs.

7. Also available in trolley version for effortless mobility.

The wheeled version makes the REVO21 WH the perfect tool case for easy transport, ideal for professionals frequently on the move or covering long distances.

8. Modern and professional design, ideal for any technical sector.

The updated look of the REVO21 range meets both the aesthetic and functional needs of modern professionals, standing out as a high-level professional tool case.

Internal measurements*					
	A	B	C	D	E
	451,5 mm 17.78 in	321,5 mm 12.66 in	198,5 mm 7.81 in	85,5 mm 3.37 in	113 mm 4.45 in

+/-1,5% from nominal measurements

External measurements*	
Length	465,7 mm 18.33 in
Depth	378 mm 14.88 in
Height	212,7 mm 8.37 in

Weight	
	4,19 Kg 9.23 lbs

Load capacity	
	20 Kg 44.09 lbs





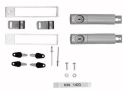




Color	
	Black




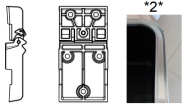

Specifications	
Wheels	Senza Ruote
Colour	Black
Handles	1 Ergonomic handle with rubber coating
Panels	1 tool panel with elastic straps on two sides 1 tool panel with elastic straps on one side
Document holder	1 document compartment
Locks	2 Locks with key
Base	Adjustable divider base
Hinges	3 Rear hinges with lid holder
Material	POLIPROPILENE
Profile	Strong aluminum profile
Dimensional tolerance	+/-1,5% from nominal measurements
Solutions	Without wheels
Series	Revo21



<b>Accessories</b>			
WL01	Small Parts Box WL01	Small parts box with 6 compartments in PP External dimensions: 163x120x30 mm Weight: 0.08 kg	
WL02	Small Parts Box WL02	Small parts box with 13 compartments in PP External dimensions: 163x120x30 mm Weight: 0.08 kg	
WL03	Small Parts Box WL03	Empty small parts box in PP External dimensions: 163x120x30 mm Weight: 0.08 kg	
WL04	Small Parts Box WL04	Small parts box with 10 compartments in PP External dimensions: 245x130x30 mm Weight: 0.15 kg	
WL05	Small Parts Box WL05	Empty small parts box in PP External dimensions: 245x130x30 mm Weight: 0.15 kg	

Ricambi			
KIN.1407	Lower Panel PEL	Lower dividers for the bottom	
KIN.1420	Support Feet	2 Support feet	
KIN.1423	Set Serratura	2 Locks 4 Keys 2 Rivets 2 Screws 2 Washers 2 Nuts	
KIN.1415	Lower Dividers	Upper panel with elastic straps	
KIN.1416	Upper Panel PEL	Lower panel with elastic straps	
KIN.1419	Wheel Kit	2 Wheels 2 Pins 2 Rivets	
KIN.1418	Telescopic Handle	1 Telescopic handle 4 Washers 4 Screws 4 Rivets 1 Insert	



KIN.1417	Telescopic Handle	Lower dividers for the bottom	
KIN.1516			 <p> <b>Componenti</b>            PZ3.244 PERNIO CERNI Ø30x44.5mm AISI316 ZIGUR            Ø14.5/55 CERNIERA ESTERNA COPRIVERGHE X Ø31.5/245            Ø14.5/55 CERNIERA ESTERNA FONDO REVOZ X Ø31.5/245  <b>Cerniera sviluppata</b>            per introduzione            profilo 001.0249         </p>  <p> <b>Ricambi: KIN.1516</b>            KIT 3 CERNIERE REVOZ1 X PROFILO 001.0249         </p>