

# PRODUCT DATA SHEET



## GT Line Professional Case Rock Turtle PEL

EAN 8024482178691

### Sturdy and perfect for carrying on the plane



The Rock Turtle case is the ideal companion for professionals seeking durability, safety, and convenience in one product. Made of high-strength polyethylene with aluminum reinforcements and protected corners, it ensures excellent protection for your tools, even in tough environments or during demanding transport.

Perfect for storing hand tools, power tools, or spare parts, it offers generous internal space and smart organization solutions. Thanks to its ball-bearing wheels and integrated telescopic handle, the Rock Turtle moves effortlessly, even over uneven surfaces.

Designed for those constantly on the move, it guarantees mobility and protection without compromise, making every transfer more efficient and secure.

#### Features

1. Advanced protection against impacts and tough conditions

Achieved through High-Resistance Polyethylene: this material ensures a strong and impact-resistant structure, protecting the case's contents even in harsh environments.

2. Superior strength and reliability

Guaranteed by the Aluminum Profile: the aluminum edging reinforces the case structure, increasing resistance to impacts and corrosion, and enhancing long-term durability.

3. Maximum storage capacity

Provided by the Spacious Interior: GT cases are designed to offer ample space, allowing optimal organization of tools and accessories without compromising functionality.

4. Smart tool management

Enabled by INTELLIRESPOND Technology: with the free app, you can easily monitor and manage the tools stored in the case, ensuring full control over contents and condition.

5. Security during air transport

Ensured by TSA-Approved Locks: these locks allow for safe air travel, enabling security checks without compromising the protection of the contents.



**6. Ease of transport**

Thanks to Ball-Bearing Wheels and Telescopic Handle: these features ensure smooth and comfortable transport, even on uneven surfaces, with excellent maneuverability and stability.

**7. Secure and reliable closure**

Provided by the Riveted Steel Zipper: the zipper closure is strong and durable, ensuring the case remains tightly sealed during transport.

**8. Efficient accessory organization**

Thanks to the Small Parts Drawers: these compartments are perfect for keeping tools and small components organized and easily accessible.

**9. Optimized space during transport**

Achieved through Stackability: the ability to stack cases helps optimize space, especially when transporting multiple units.

Internal measurements*					
	A	B	C	D	E
	470 mm	390 mm	300 mm	106 mm	194 mm
	18.50 in	15.35 in	11.81 in	4.17 in	7.64 in

+/-1,5% from nominal measurements

External measurements*	
Length	517 mm 20.35 in
Depth	453 mm 17.83 in
Height	349 mm 13.74 in

Weight	
	8,52 Kg 18.78 lbs

Load capacity
40 Kg 88.18 lbs



Color	
	Black





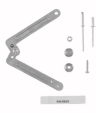




<b>Specifications</b>	
Tipologia	Tool Trolley Case
Wheels	2 wheels with ball bearings
Colour	Black
Handles	1 Ergonomic handle with rubber coating 1 Telescopic handle
Linkages	2 Gas lid support arms
Panels	1 tool panel with elastic straps on two sides 1 tool panel with elastic straps on one side
Document holder	1 Document pocket
Locks	2 TSA approved key locks
Base	Capacious tool holder base
Hinges	Steel hinge riveted in several points
	2 Component boxes
Stackable	Yes
Intellirespond	Yes
Material	POLIETILENE
Dimensional tolerance	+/-1,5% from nominal measurements
Solutions	With wheels
Series	Rock



<b>Accessories</b>			
WL01	Small Parts Box WL01	Small parts box with 6 compartments in PP External dimensions: 163x120x30 mm Weight: 0.08 kg	
WL02	Small Parts Box WL02	Small parts box with 13 compartments in PP External dimensions: 163x120x30 mm Weight: 0.08 kg	
WL03	Small Parts Box WL03	Empty small parts box in PP External dimensions: 163x120x30 mm Weight: 0.08 kg	
WL04	Small Parts Box WL04	Small parts box with 10 compartments in PP External dimensions: 245x130x30 mm Weight: 0.15 kg	
WL05	Small Parts Box WL05	Empty small parts box in PP External dimensions: 245x130x30 mm Weight: 0.15 kg	



<b>Ricambi</b>			
KIN.0782	Handle kit	1 Front/side handle 5 Screws 4 Washers 1 Nut 1 Spacer	
KIN.0512	Swivel kit	2 Casters 4 Washers 8 Rivets 4 Screws	
KIN.0864	TSA lock	2 TSA locks 4 Keys 8 Screws 4 Washers	
KIN.0332	Hinge	1 Hinge 14 Rivets	
KIN.0650	Lid supports	1 Lid support 2 Rivets 1 Nut 2 Spacers 1 Screw	
KIN.0056	Walker tongue	1 Hinge 4 Rivets 1 Washer	
KIN.0775	Feet	4 Feet 8 Washers 4 Rivets	



KIN.0968	Wheels	<p>2 Wheels            1 Threaded wheel axle            2 Nuts            2 Washers            2 Spacers</p>	
KIN.0967	Telescopic handle	<p>1 Telescopic handle            2 Washers            2 Nuts            4 Screws</p>	
KIN.1291	Plastic corner reinforcement set	<p>1 Corner reinforcement – Right side            1 Corner reinforcement – Left side            10 Screws</p>	
KIN.0382	PEL bottom panel	Bottom panel with elastic bands	
KIN.0400	PEL top panel	Upper panel with elastic bands	
KIN.1461		Document holder pocket	