

# PRODUCT DATA SHEET



## GT Line Professional Trolley Flash WH 2 PEL

EAN 8024482185187

### Robust and Functional Tool Trolley



The Flash WH 2 professional trolley by GT Line is the ideal choice for those looking for a durable, versatile, and easy-to-carry tool case. Made with an injection-molded ABS body and reinforced with sturdy aluminium profiles, this professional container combines lightness and strength. Perfect for technicians and maintenance professionals on the move, the Flash WH 2 ensures excellent tool organization and long-lasting performance, even in demanding conditions. An excellent solution for professionals seeking a high-quality tool case at a competitive price.

#### Features

1. Robust structure for long-lasting protection.

Its high-strength ABS shell and aluminum edging provide impact resistance and everyday wear protection, making the Flash WH 2 a reliable choice for demanding work sites.

2. Smart layout for tools and documents.

Equipped with two elastic tool panels and a document pouch, it keeps everything tidy and within reach.

3. Flexible interior with removable dividers.

The bottom tray features modular dividers for full customization based on tool size.

4. Reinforced security for your gear.

Two key locks and reinforced hinges ensure strong closure and protect tools from unauthorized access.

5. Easy to clean and maintain.

The interior is designed to be wipe-clean for lasting hygiene and order.

6. Maximum comfort in transport.

The telescopic handle, smooth-rolling wheels, and ergonomic rubber-grip carry handle ensure comfortable mobility—even over long distances.

7. Ideal for professionals on the move.

The compact design and trolley system make Flash WH 2 the perfect ready-to-use portable tool case.



Internal measurements*					
	A	B	C	D	E
		452,6 mm 17.82 in	317,6 mm 12.50 in	192 mm 7.56 in	62 mm 2.44 in

+/-1,5% from nominal measurements

External measurements*	
Length	477,5 mm 18.80 in
Depth	373,5 mm 14.70 in
Height	218,5 mm 8.60 in

Weight	
	5,12 Kg 11.29 lbs

Load capacity
20 Kg 44.09 lbs



Color	
	Black






<b>Specifications</b>	
Wheels	Si
Colour	Black
Handles	Handle with rubber grip
Panels	1 tool panel with elastic straps on two sides 1 tool panel with elastic straps on one side
Document holder	1 document pocket
Locks	2 Locks with key
Base	Thermoformed base with storage compartments, featuring 3 fixed sections including one drill holder.
Hinges	2 hinges with lid stay
Material	ABS
Profile	Aluminum profile
Dimensional tolerance	+/-1,5% from nominal measurements
Solutions	With wheels
Series	Flash



<b>Accessories</b>			
WL01	Small Parts Box WL01	Small parts box with 6 compartments in PP External dimensions: 163x120x30 mm Weight: 0.08 kg	
WL02	Small Parts Box WL02	Small parts box with 13 compartments in PP External dimensions: 163x120x30 mm Weight: 0.08 kg	
WL03	Small Parts Box WL03	Empty small parts box in PP External dimensions: 163x120x30 mm Weight: 0.08 kg	
WL04	Small Parts Box WL04	Small parts box with 10 compartments in PP External dimensions: 245x130x30 mm Weight: 0.15 kg	
WL05	Small Parts Box WL05	Empty small parts box in PP External dimensions: 245x130x30 mm Weight: 0.15 kg	



<b>Ricambi</b>			
KIN.1227	Hinge	1 Hinge 6 Screws	
KIN.1228	Bottom case dividers	2 Bottom dividers for the case	
KIN.1233	PEL Panel	Upper panel with elastic bands, PEL	
KIN.1234	PEL Lower Panel	Lower PEL panel with elastic bands on one side	